

Flat Screen Panels

Client Data

Name: Project Name:

Company:

Address:

City: Province: Post Code:

Phone: Fax:

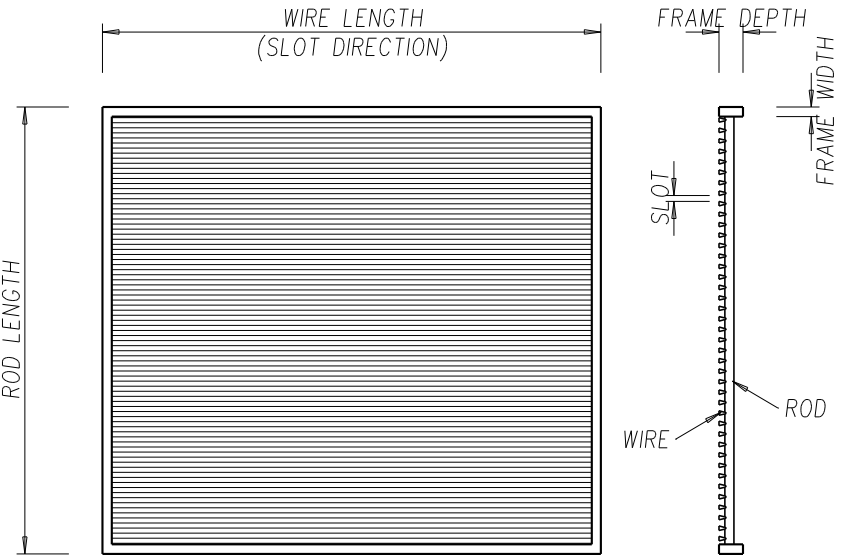
Email:

Application Data

▼ Quantity:
 ▼ Wire length:
 ▼ Rod length:
 ▼ Screen slot:
 ▼ Wire size:
 Rod size:
 Rod spacing:

▼ Frame required? Yes No
 ▼ Frame width:
 ▼ Frame depth:

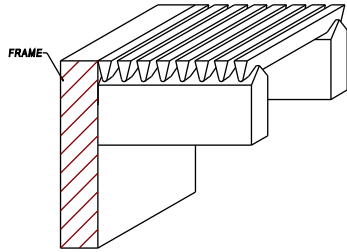
▼ If no frame is required, should the screen edges be finished? Trimmed to size Untrimmed
 ▼ Alloy of screen: 304ss 316ss Other ▼ Alloy of frame: 304ss 316ss Other
 ▼ Load on panel:



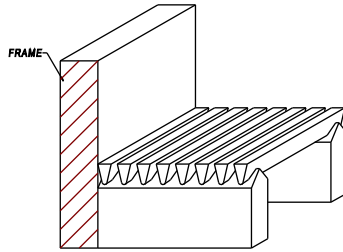
Comments:



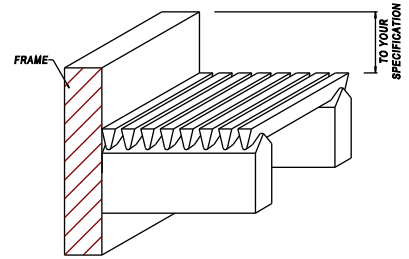
POSITIONING THE SCREEN



TOP FLUSH

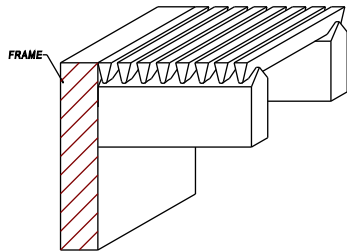


BOTTOM FLUSH

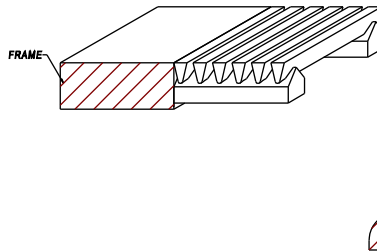


TOP RECESSED

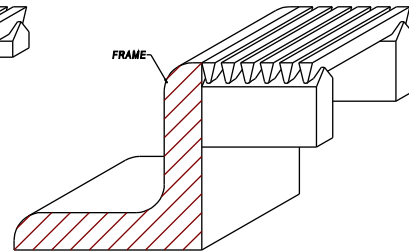
FRAME EXAMPLES



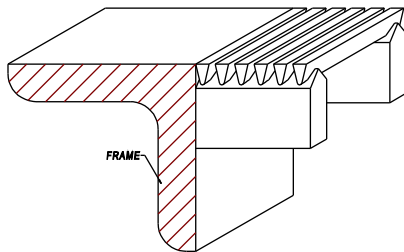
PERPENDICULAR FLAT BAR



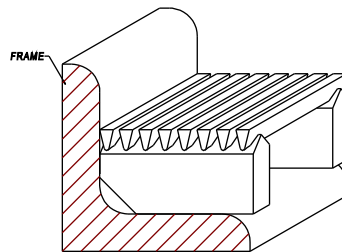
PARALLEL FLAT BAR



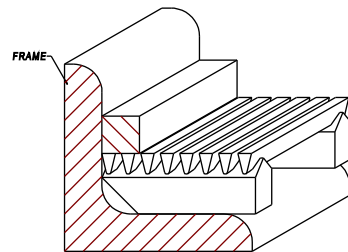
BOTTOM LEG-OUT ANGLE



TOP LEG-OUT ANGLE



BOTTOM LEG-IN ANGLE



BOTTOM LEG-IN ANGLE WITH HOLD-DOWN/SEAL BAR



▼ = necessary information – all of these must be specified for us to quote

For alternate frame style requirements (i.e. angles, rectangular tubing, etc.) please provide a detailed sketch.

